

## 5435 AGENDA 11/16/2021 ROS2

### Contents

START LECTURE.....	4
COURSE EVALUATION .....	Error! Bookmark not defined.
ROS2 CHANGES OF NOTE .....	4
<b>1_LIMITATIONS OF ROS1</b> .....	4
<b>New use cases for ROS2</b> .....	5
<b>DISTRIBUTIONS</b> .....	5
<b>2_FOXY AND UBUNTU 20.04</b> .....	5
Rolling Distribution¶ .....	6
<b>3_GAZEBO, PYTHON, C++</b> .....	6
<b>4_Louise Poubel gives an overview of ROS 1 AND ROS 2</b> .....	6
<b>5_Example and Code Walk through for publisher in Python/Ros2</b> .....	7
<b>Node name and namespace parameters changed¶</b> .....	8
<b>COMMAND LINE CHANGES</b> .....	8
\$ ros2 verb sub-verb <positional-argument> <optional-arguments> (See ROS2 Cheat Sheets).....	8
<b>6_A few commands are added – See ROS2 Cheatsheet in Appendix</b> .....	8
\$ ros2 pkg xml <package-name> outputs the entirety of the xml manifest of a given package.....	8
<b>7_ROS CLIENT LIBRARIES (RCL) AND NEW LANGUAGES</b> .....	9
<b>8_CONCEPTS</b> .....	9
<b>9_ROS2 WEBSITES TO EXPLORE</b> .....	10
<a href="https://index.ros.org/">https://index.ros.org/</a> .....	10

Welcome to ROS Index and ROS Discourse.....	10
<b>10_ROS2 FOXY</b> .....	10
<b>11_INTROSPECTION WITH COMMAND LINE TOOLS</b> .....	12
<b>12_DEEPER DETAILS OF ROS2 VS ROS1</b> .....	12
12_Learn all about Robot Operating System 2, including how it's used and how it differs from the original ROS. (ROS Maker) .....	12
<b>ROS 1 vs. ROS 2 Table Summary</b> .....	12
<b>13_ROS2 ARCHITECTURE AND DDS</b> .....	14
<b>13_a_Architecture</b> .....	14
<a href="https://www.researchgate.net/publication/309128426_Exploring_the_performance_of_ROS2/figures?lo=1">https://www.researchgate.net/publication/309128426_Exploring_the_performance_of_ROS2/figures?lo=1</a> .....	14
<b>13_b_Short_Video-of_DDS</b> .....	15
<b>13_c_DDS-Security overview</b> .....	15
<a href="https://design.ros2.org/articles/ros2_dds_security.html">https://design.ros2.org/articles/ros2_dds_security.html</a> .....	15
<b>13_d ROS on DDS</b> .....	16
<a href="https://design.ros2.org/articles/ros_on_dds.html">https://design.ros2.org/articles/ros_on_dds.html</a> .....	16
<b>13_e_Do you really want to understand DDS?</b> .....	16
13_e_ROS 2 + DDS Interoperation 1:03:00 371 views •Oct 8, 2020 1:03:00 .....	16
<b>14_INTRODUCTION TO REAL-TIME SYSTEMS</b> .....	17
<b>14_b Mike Moore's Slides for Bobble Bot</b> .....	17
<b>14_c_Bobble_Bot_super-owesome/bobble_controllers_PREEMPT_RT</b> .....	17
<b>15_MICRO-ROS   ROS 2 FOR MICROCONTROLLERS</b> .....	18
<b>micro-ROS- Short Video</b> .....	18
<b>micro-ROS puts the Robot Operating System on Microcontrollers _SHORT VIDEO</b> .....	18
<b>APPENDIX 1 ROS REFERENCES – NOETIC AND ROS2</b> .....	19
<b>ROS Noetic: What You Need to Know</b> .....	20

<b>Check out what a developer says:</b> .....	21
<b>Python 3 in Noetic</b> .....	21
<b>Gazebo 11 in Noetic</b> .....	21
<b>ROS2 COMMAND LINE TOOLS</b> .....	23
<b>Let's go over some of the commands:</b> .....	23
<a href="https://index.ros.org/doc/ros2/Tutorials/Introspection-with-command-line-tools/">https://index.ros.org/doc/ros2/Tutorials/Introspection-with-command-line-tools/</a> .....	23
<a href="https://github.com/ubuntu-robotics/ros2_cheats_sheet/blob/master/cli/cli_cheats_sheet.pdf">https://github.com/ubuntu-robotics/ros2_cheats_sheet/blob/master/cli/cli_cheats_sheet.pdf</a> .....	23
<b>ROS 2</b> .....	24
<b>Why ROS2 ?</b> .....	24
<a href="https://design.ros2.org/articles/why_ros2.html">https://design.ros2.org/articles/why_ros2.html</a> .....	24
<b>ROS2 Videos</b> .....	24
<b>ROS2 for Beginners from BotBuilder - 14 short videos</b> .....	24
<b>ROS2 Tutorial for Beginners (Foxy)</b> .....	24
ROS2 Basics #1 - Installing and Configuring Your ROS2 Environment.....	25
ROS2 Basics #2 - Introducing Turtlesim, Command Line .....	25
ROS2 Basics #3 - Understanding ROS2 Packages and .....	25
ROS2 Basics #4 - Understanding ROS2 Executables and Nodes.....	25
ROS2 Basics #5 - Understanding ROS2 Topics - YouTube .....	25
ROS2 Basics #6 - Understanding ROS2 Services .....	25
ROS2 Basics #7 - Understanding ROS2 Actions.....	25
ROS2 Basics #8 - Understanding ROS2 Parameters .....	25
ROS2 Basics #9 - Understanding ROS2 Launch File .....	25
ROS2 Basics #10 - Writing a Simple Publisher and Subscriber.....	26
ROS2 Basics #11 - Writing a Simple Publisher and Subscriber.....	26

ROS2 Basics #12 - Writing a Simple Service and Client (C++).....	26
ROS2 Basics #13 - Writing a Simple Service and Client .....	26
<b>ROS2 Basics #14 - ROS2 tools - RQt and Ros2bag</b> .....	26
<b>Discussion of migrations using Noetic, ROS2, Python and Gazebo. 25:43</b> .....	26
<b>ROS1 versus ROS2 Gavin Suddrey 51:49 June 15, 2020</b> .....	26
<b>Do you really want to understand DDS?</b> .....	27
ROS 2 + DDS Interoperation 1:03:00 .....	27
<b>APPENDIX 2 ROS2 CHEAT SHEETS</b> .....	29

## START LECTURE

Student Reports if you have not described your project.

Brief Slide Show about ROS2 ROS1vsROS2\_Features\_TLH.pdf

## ROS2 CHANGES OF NOTE

### 1\_LIMITATIONS OF ROS1

*This article captures the reasons for making breaking changes to the ROS API, hence the 2.0.*

Original Author: Brian Gerkey

[https://design.ros2.org/articles/why\\_ros2.html](https://design.ros2.org/articles/why_ros2.html)

Still, we were guided by the PR2 use case, the salient characteristics of which included:

- a single robot;
- workstation-class computational resources on board;
- no real-time requirements (or, any real-time requirements would be met in a special-purpose manner);
- excellent network connectivity (either wired or close-proximity high-bandwidth wireless);
- applications in research, mostly academia; and

- maximum flexibility, with nothing prescribed or proscribed (e.g., “we don’t wrap your main()”).

## New use cases for ROS2

Of specific interest to us for the ongoing and future growth of the ROS community are the following use cases, which we did not have in mind at the beginning of the project:

- Teams of multiple robots: while it is possible to build multi-robot systems using ROS today, there is no standard approach, and they are all somewhat of a hack on top of the single-master structure of ROS.
- Small embedded platforms: we want small computers, including “bare-metal” micro controllers, to be first-class participants in the ROS environment, instead of being segregated from ROS by a device driver.
- Real-time systems: we want to support real-time control directly in ROS, including inter-process and inter-machine communication (assuming appropriate operating system and/or hardware support).
- Non-ideal networks: we want ROS to behave as well as is possible when network connectivity degrades due to loss and/or delay, from poor-quality WiFi to ground-to-space communication links.
- Production environments: while it is vital that ROS continue to be the platform of choice in the research lab, we want to ensure that ROS-based lab prototypes can evolve into ROS-based products suitable for use in real-world applications.
- Prescribed patterns for building and structuring systems: while we will maintain the underlying flexibility that is the hallmark of ROS, we want to provide clear patterns and supporting tools for features such as life cycle management and static configurations for deployment.

## DISTRIBUTIONS

The expectation is to release new ROS 2 distributions once per year. **(WATCH IT AND EXPECT CHANGES ON THE FLY!)**

### 2\_FOXY AND UBUNTU 20.04

<https://index.ros.org/doc/ros2/Releases/Release-Foxy-Fitzroy/>

Tier 1 platforms:

- Ubuntu 20.04 (Focal): `amd64` and `arm64`
- Mac macOS 10.14 (Mojave)
- Windows 10 (Visual Studio 2019)

# Rolling Distribution¶

The Rolling distribution of ROS 2 serves as a staging area for future stable distributions of ROS 2 and as a collection of the most recent development releases. Unlike most stable ROS 2 distributions which have an initial release, a support window during which they are updated, and a definite end of support (see [List of Distributions](#) above) the Rolling distribution is continuously updated and is subject to in-place updates which will at times include breaking changes.

Packages released into the Rolling distribution will be automatically released into future stable distributions of ROS 2. [Releasing a ROS 2 package](#) into the Rolling distribution follows the same procedures as all other ROS 2 distributions.

## 3\_GAZEBO, PYTHON, C++

Gazebo: Some goals of the refactoring were:

- Take advantage of new ROS 2 features, such as masterless discovery.
- Remove code which duplicates functionality already present in Gazebo.
- Reduce duplication by standardizing common functionality, such as how to set ROS namespaces, parameters and topic remapping.
- Modernize the codebase, making use of the latest SDFFormat, Gazebo and Ignition APIs, as well as ROS 2's style guidelines and linters.
- Add tests and demos for all ported functionality.

Currently, the only supported Gazebo version is Gazebo 9.

[http://gazebosim.org/tutorials?tut=ros2\\_overview](http://gazebosim.org/tutorials?tut=ros2_overview)

## 4\_Louise Poubel gives an overview of ROS 1 AND ROS 2

Louise Poubel gives an overview of ROS (Robot Operating System) and Gazebo (a multirobot simulator), the problems they've been solving so far and what's on the roadmap for the future. In the second half of the talk, a hands-on demo walks through the creation of a robot in simulation and controlling and inspecting it using ROS 2, the next generation ROS. 37:14

<https://qconsf.com/sf2018/presentation/open-source-robotics-hands-gazebo-and-ros-2>

[https://www.infoq.com/presentations/gazebo-ros-2/?utm\\_source=presentations&utm\\_medium=sf&utm\\_campaign=qcon](https://www.infoq.com/presentations/gazebo-ros-2/?utm_source=presentations&utm_medium=sf&utm_campaign=qcon)

(There is a transcript with this video.)

## 5\_Example and Code Walk through for publisher in Python/Ros2

<https://index.ros.org/doc/ros2/Tutorials/Writing-A-Simple-Py-Publisher-And-Subscriber/#id7>

```
import rclpy
from rclpy.node import Node

from std_msgs.msg import String

class MinimalPublisher(Node):

    def __init__(self):
        super().__init__('minimal_publisher')
        self.publisher_ = self.create_publisher(String, 'topic', 10)
        timer_period = 0.5 # seconds
        self.timer = self.create_timer(timer_period, self.timer_callback)
        self.i = 0
```

## Node name and namespace parameters changed¶

The `Node` action parameters related to naming have been changed:

- `node_name` has been renamed to `name`
- `node_namespace` has been renamed to `namespace`
- `node_executable` has been renamed to `executable`
- `exec_name` has been added for naming the process associated with the node. Previously, users would have used the `name` keyword argument.

The old parameters have been deprecated.

## COMMAND LINE CHANGES

```
$ ros2 verb sub-verb <positional-argument> <optional-arguments> (See ROS2 Cheat Sheets)
```

```
ros2 param list
```

### 6\_A few commands are added – See ROS2 Cheatsheet in Appendix

```
$ ros2 pkg xml <package-name>
```

outputs the entirety of the xml manifest of a given package.

[https://github.com/ubuntu-robotics/ros2\\_cheats\\_sheet/blob/master/cli/cli\\_cheats\\_sheet.pdf](https://github.com/ubuntu-robotics/ros2_cheats_sheet/blob/master/cli/cli_cheats_sheet.pdf)



---

**doctor** A tool to check ROS setup and other potential issues such as network, package versions, rmw middleware etc.

Alias: **wtf** (where's the fire).

Arguments:

<code>--report/-r</code>	Output report of all checks.
<code>--report-fail/-rf</code>	Output report of failed checks only.
<code>--include-warning/-iw</code>	Include warnings as failed checks.

Examples:

```
$ ros2 doctor
$ ros2 doctor --report
$ ros2 doctor --report-fail
$ ros2 doctor --include-warning
$ ros2 doctor --include-warning --report-fail
```

or similarly,

```
$ ros2 wtf
```

---

## 7\_ROS CLIENT LIBRARIES (RCL) AND NEW LANGUAGES

<https://index.ros.org/doc/ros2/Concepts/ROS-2-Client-Libraries/>

## 8\_CONCEPTS

<https://index.ros.org/doc/ros2/Concepts/#quick-overview-of-graph-concepts>

- [About different ROS 2 DDS/RTSPS vendors](#)
- [About Quality of Service settings](#)
- [About ROS 2 interfaces](#)

- [About topic statistics](#)
- [About ROS 2 client libraries](#)
- [About logging and logger configuration](#)
- [About parameters in ROS 2](#)

## 9\_ROS2 WEBSITES TO EXPLORE

<https://index.ros.org/>

### Welcome to ROS Index and ROS Discourse

ROS Index is the entry point for searching ROS and ROS 2 resources, including packages, repositories, system dependencies and documentation.

You can enter keywords and phrases in the search bar and then filter results by resource type, or you can browse the complete package, repository and system dependency lists under the **Index** tab.

Under the **Doc** tab, you'll find the official ROS 2 documentation, including installation instructions, tutorials, distribution features and summaries, contributing guides, and more.

<https://discourse.ros.org/>

## 10\_ROS2 FOXY

<https://index.ros.org/doc/ros2/Releases/Release-Foxy-Fitzroy/>

Table of Contents

- [Supported Platforms](#)
- [Installation](#)

- [New features in this ROS 2 release](#)
- [Changes in Patch Release 2](#)
  - [Bug in static\\_transform\\_publisher](#)
- [Changes since the Eloquent release](#)
  - [Classic CMake vs. modern CMake](#)
  - [ament\\_export\\_interfaces replaced by ament\\_export\\_targets](#)
  - [rosidl\\_generator\\_c|cpp namespace / API changes](#)
  - [Default working directory for ament\\_add\\_test](#)
  - [Default Console Logging Format](#)
  - [Default Console Logging Output Stream](#)
  - [launch\\_ros](#)
  - [rclcpp](#)
  - [rclcpp\\_action](#)
  - [rclpy](#)
  - [rmw\\_connext\\_cpp](#)
  - [rviz](#)
  - [std\\_msgs](#)
  - [Security features](#)
- [Known Issues](#)
- [Timeline before the release](#)

*Foxy Fitzroy* is the sixth release of ROS 2.

## 11\_INTROSPECTION WITH COMMAND LINE TOOLS

Table of Contents    ROS 2 includes a suite of command-line tools for introspecting a ROS 2 system.

- [Usage](#)
- [Example](#)
- [Behind the scenes](#)
- [Implementation](#)

<https://index.ros.org/doc/ros2/Tutorials/Introspection-with-command-line-tools/>

```
ros2 --help
```

## 12\_DEEPER DETAILS OF ROS2 VS ROS1

12\_Learn all about Robot Operating System 2, including how it's used and how it differs from the original ROS. (ROS Maker)

<https://maker.pro/ros/tutorial/robot-operating-system-2-ros-2-introduction-and-getting-started>

### ***ROS 1 vs. ROS 2 Table Summary***

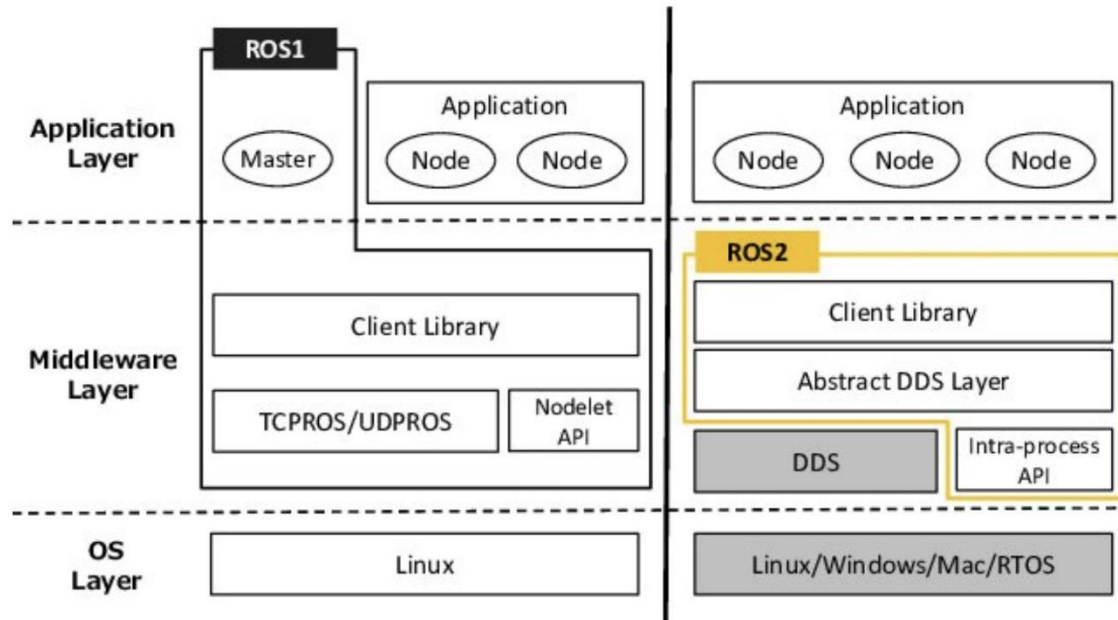
ROS	ROS 2
Uses TCPROS (custom version of TCP/IP) communication protocol	Uses DDS (Data Distribution System) for communication
Uses ROS Master for centralized discovery and registration. Complete communication pipeline is prone to failure if the master fails	Uses DDS distributed discovery mechanism. ROS 2 provides a custom API to get all the information about nodes and topics

<b>ROS</b>	<b>ROS 2</b>
ROS is only functional on Ubuntu OS	ROS 2 is compatible with Ubuntu, Windows 10 and OS X
Uses C++ 03 and Python2	Uses C++ 11 (potentially upgradeable) and Python3
ROS only uses CMake build system	ROS 2 provides options to use other build systems
Has a combined build for multiple packages invoked using a single CMakeLists.txt	Supports isolated independent builds for packages to better handle inter-package dependencies
Data Types in message files do not support default values	Data types in message files can now have default values upon initialization
roslaunch files are written in XML with limited capabilities	roslaunch files are written in Python to support more configurable and conditioned execution
Cannot support real-time behavior deterministically even with real-time OS	Supports real-time response with apt RTOS like RTPREEMPT

## 13\_ROS2 ARCHITECTURE AND DDS

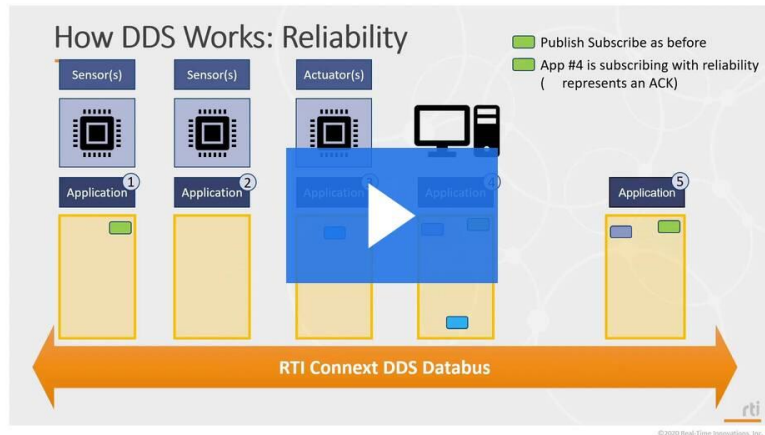
This is the big Claim to Fame for ROS 2 – No Master, Special Communications

### 13\_a\_Architecture



[https://www.researchgate.net/publication/309128426\\_Exploring\\_the\\_performance\\_of\\_ROS2/figures?lo=1](https://www.researchgate.net/publication/309128426_Exploring_the_performance_of_ROS2/figures?lo=1)

## 13\_b\_Short\_Video-of\_DDS



[Data Distribution Service \(DDS\) for Complex Systems | RTI](#)

## 13\_c\_DDS-Security overview

[https://design.ros2.org/articles/ros2\\_dds\\_security.html](https://design.ros2.org/articles/ros2_dds_security.html)

The [DDS-Security specification](#) expands upon the [DDS specification](#), adding security enhancements by defining a Service Plugin Interface (SPI) architecture, a set of builtin implementations of the SPIs, and the security model enforced by the SPIs. Specifically, there are five SPIs defined:

- **Authentication:** Verify the identity of a given domain participant.
- **Access control:** Enforce restrictions on the DDS-related operations that can be performed by an authenticated domain participant.
- **Cryptographic:** Handle all required encryption, signing, and hashing operations.

- **Logging:** Provide the ability to audit DDS-Security-related events.
- **Data tagging:** Provide the ability to add tags to data samples.

ROS 2's security features currently utilize only the first three. This is due to the fact that neither **Logging** nor **Data Tagging** are required in order to be compliant with the [DDS-Security spec](#) (see section 2.3), and thus not all DDS implementations support them. Let's delve a little further into those first three plugins.

## 13\_d ROS on DDS

[https://design.ros2.org/articles/ros\\_on\\_dds.html](https://design.ros2.org/articles/ros_on_dds.html)

## 13\_e\_Do you really want to understand DDS?

13\_e\_ROS 2 + DDS Interoperation 1:03:00 371 views • Oct 8, 2020 1:03:00

<https://www.youtube.com/watch?v=GGqcrccWfeE&t=8s>

- TIME: Starts with Vehicles
- Uses of DDS
- 10:00 What is DDS?
- 43:00 ROS2 and DDS



## 14\_INTRODUCTION TO REAL-TIME SYSTEMS

*This article is a brief survey of real-time computing requirements and methods to achieve real-time performance.*

Original Author: Jackie Kay

[https://design.ros2.org/articles/realtime\\_background.html](https://design.ros2.org/articles/realtime_background.html)

Some examples of real-time environments:

- The **RT\_PREEMPT** Linux kernel patch, which modifies the Linux scheduler to be fully preemptible (3).
- Xenomai, a POSIX-compliant co-kernel (or hypervisor) that provides a real-time kernel cooperating with the Linux kernel. The Linux kernel is treated as the idle task of the real-time kernel's scheduler (the lowest priority task).
- RTAI, an alternative co-kernel solution.
- QNX Neutrino, a POSIX-compliant real-time operating system for mission-critical systems.

### 14\_b Mike Moore's Slides for Bobble Bot



Slides\_Real-Time  
Control of Balancing

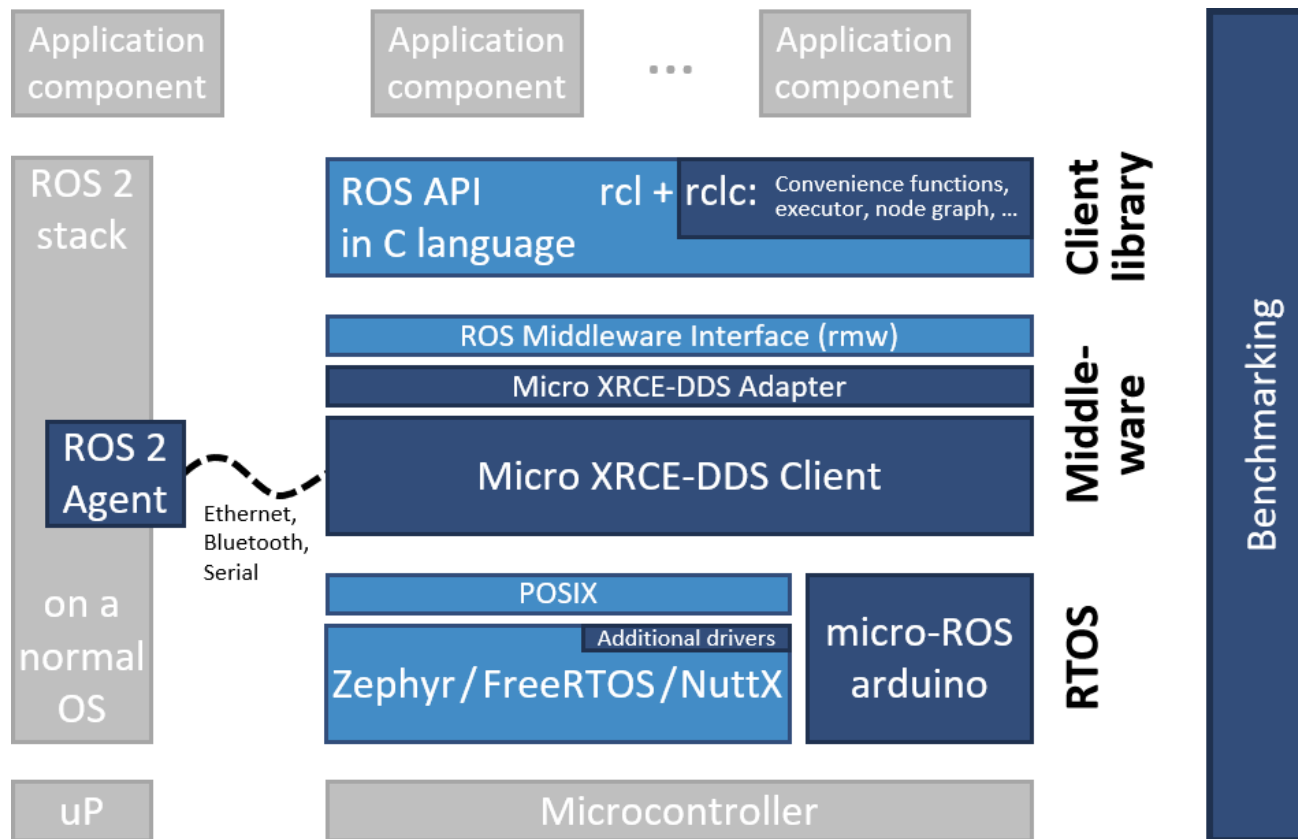
**GET SLIDES 14\_C FROM 5435 LECTURE REFERENCES 12/1/2020**

**14\_c Bobble\_Bot\_ [super-owesome/bobble\\_controllers](https://github.com/super-owesome/bobble_controllers)\_PREEMPT\_RT**

[https://github.com/super-owesome/bobble\\_controllers](https://github.com/super-owesome/bobble_controllers)

# 15\_MICRO-ROS | ROS 2 FOR MICROCONTROLLERS

<https://micro-ros.github.io/>



**micro-ROS- Short Video**

**micro-ROS puts the Robot Operating System on Microcontrollers \_SHORT VIDEO**

5,219 views • Nov 5, 2019 4:36

<https://youtu.be/sIMhPRnBVwM>

## APPENDIX 1 ROS REFERENCES – NOETIC AND ROS2

### ROS AND PYTHON UPDATES 11/17/2020

WARNING: IT AIN'T OVER UNTIL THE TURTLE (ROS DISTRIBUTION) SWIMS! BE CAREFUL OF TAKING ANY STATEMENTS EVEN ON THE ROS WIKI AS THE FINAL WORD. ALL OF THE SOFTWARE, OS, AND ROS PACKAGES ARE SUBJECT TO CHANGES AND UPDATES. TEST, TEST, TEST.

#### Contents

<a href="#">ROS Noetic: What You Need to Know</a> .....	20
<a href="#">Check out what a developer says:</a> .....	21
<a href="#">Python 3 in Noetic</a> .....	21
<a href="#">Gazebo 11 in Noetic</a> .....	21
<a href="#">ROS2 COMMAND LINE TOOLS</a> .....	23
<a href="#">Let's go over some of the commands:</a> .....	23
<a href="https://index.ros.org/doc/ros2/Tutorials/Introspection-with-command-line-tools/">https://index.ros.org/doc/ros2/Tutorials/Introspection-with-command-line-tools/</a> .....	23
<a href="https://github.com/ubuntu-robotics/ros2_cheats_sheet/blob/master/cli/cli_cheats_sheet.pdf">https://github.com/ubuntu-robotics/ros2_cheats_sheet/blob/master/cli/cli_cheats_sheet.pdf</a> .....	23
<a href="#">ROS 2</a> .....	24
<a href="#">Why ROS2 ?</a> .....	24
<a href="https://design.ros2.org/articles/why_ros2.html">https://design.ros2.org/articles/why_ros2.html</a> .....	24
<a href="#">ROS2 Videos</a> .....	24
<a href="#">ROS2 for Beginners from BotBuilder - 14 short videos</a> .....	24
<a href="#">ROS2 Tutorial for Beginners (Foxy)</a> .....	24
<a href="#">ROS2 Basics #1 - Installing and Configuring Your ROS2 Environment</a> .....	25
<a href="#">ROS2 Basics #2 - Introducing Turtlesim, Command Line</a> .....	25
<a href="#">ROS2 Basics #3 - Understanding ROS2 Packages and ...</a> .....	25

<a href="#">ROS2 Basics #4 - Understanding ROS2 Executables and Nodes</a> .....	25
<a href="#">ROS2 Basics #5 - Understanding ROS2 Topics - YouTube</a> .....	25
<a href="#">ROS2 Basics #6 - Understanding ROS2 Services</a> .....	25
<a href="#">ROS2 Basics #7 - Understanding ROS2 Actions</a> .....	25
<a href="#">ROS2 Basics #8 - Understanding ROS2 Parameters</a> .....	25
<a href="#">ROS2 Basics #9 - Understanding ROS2 Launch File</a> .....	25
<a href="#">ROS2 Basics #10 - Writing a Simple Publisher and Subscriber</a> .....	26
<a href="#">ROS2 Basics #11 - Writing a Simple Publisher and Subscriber</a> .....	26
<a href="#">ROS2 Basics #12 - Writing a Simple Service and Client (C++)</a> .....	26
<a href="#">ROS2 Basics #13 - Writing a Simple Service and Client ...</a> .....	26
<a href="#">ROS2 Basics #14 - ROS2 tools - RQt and Ros2bag</a> .....	26
<a href="#">Discussion of migrations using Noetic, ROS2, Python and Gazebo. 25:43</a> .....	26
<a href="#">ROS1 versus ROS2 Gavin Suddrey 51:49 June 15, 2020</a> .....	26
<a href="#">Do you really want to understand DDS?</a> .....	27
<a href="#">ROS 2 + DDS Interoperation 1:03:00</a> .....	27

## ROS Noetic: What You Need to Know

July 15, 2020

<https://varhowto.com/ros-noetic/#Python 3 in Noetic>

As a LTS version, ROS Noetic will be **supported for 5 years until May 2025**, which marks the End of Life (EOL) date. It is also good to know that all ROS LTS versions are supported for 5 years.

Noetic is also **the last and final official release of ROS 1**.

ROS Noetic is mainly developed for Ubuntu 20.04.

**Check out what a developer says:**

<https://www.openrobotics.org/blog/2020/5/23/noetic-ninjemys-the-last-official-ros-1-release>

### **Python 3 in Noetic**

The main change is that the version of Python in ROS Noetic is bumped to Python 3 (3.8) in Ubuntu 20.04, compared to Python 2.7 in Ubuntu 18.04

One of the major difference from Python 2 (Python 2.7) to Python 3 is the `print` statement syntax. You will need to bracket the arguments when using `print` in Python 3. (This one got me in one of my programs.)

### **Gazebo 11 in Noetic**

ROS Noetic is using Gazebo 11 now, compared to Gazebo 9 in ROS Melodic.

Python 3 and CMake are the 2 major changes. For migration to ROS Noetic, please read the migration guide on ROS Wiki: <http://wiki.ros.org/noetic/Migration>.

The point cloud library is PCL 1.10 in Noetic, compared to 1.8 in Melodic.

**OpenCV is 4.2** now on Noetic from 3.2 from ROS Melodic.

It is also helpful to check out the ROS Noetic distribution file on GitHub to see all the packages currently available: <https://github.com/ros/rosdistro/blob/master/noetic/distribution.yaml>. Each package occupies 15 lines, so you can get a rough number by having the total line number divide by 15. You can also use the history function to check what are the packages released for ROS Noetic.  $6627 \text{ Lines} / 15 = 441 \text{ Packages}$

## ROS2 COMMAND LINE TOOLS

Let's go over some of the commands:

<https://index.ros.org/doc/ros2/Tutorials/Introspection-with-command-line-tools/>

[https://github.com/ubuntu-robotics/ros2\\_cheats\\_sheet/blob/master/cli/cli\\_cheats\\_sheet.pdf](https://github.com/ubuntu-robotics/ros2_cheats_sheet/blob/master/cli/cli_cheats_sheet.pdf)

# ROS 2

## Why ROS2 ?

Original Author: Brian Gerkey Explains why the switch to ROS2

We started work on ROS in November 2007. A lot has happened since then and we believe that it is now time to build the next generation ROS platform. In this article we will explain why.

[https://design.ros2.org/articles/why\\_ros2.html](https://design.ros2.org/articles/why_ros2.html)

## ROS2 Videos

I have listed a few videos here that help us understand the changes in ROS 2. Any information presented before the official release of a distribution and anything before 2020 should be taken as “possibilities” rather than a formal description of the software. Check the date on any document or video.

ROS2 for Beginners from BotBuilder - 14 short videos.

[ROS2 Tutorial for Beginners \(Foxy\)](#)



14 videos 7,729 views Last updated on Jun 16, 2020

A series of short videos averaging about 10 to 12 minutes about ROS2 including Python and C++ examples.

[ROS2 Basics #1 - Installing and Configuring Your ROS2 Environment](#)

[ROS2 Basics #2 - Introducing Turtlesim, Command Line](#)

[ROS2 Basics #3 - Understanding ROS2 Packages and ...](#)

[ROS2 Basics #4 - Understanding ROS2 Executables and Nodes](#)

[ROS2 Basics #5 - Understanding ROS2 Topics - YouTube](#)

[ROS2 Basics #6 - Understanding ROS2 Services](#)

[ROS2 Basics #7 - Understanding ROS2 Actions](#)

[ROS2 Basics #8 - Understanding ROS2 Parameters](#)

[ROS2 Basics #9 - Understanding ROS2 Launch File](#)

[ROS2 Basics #10 - Writing a Simple Publisher and Subscriber](#)

[ROS2 Basics #11 - Writing a Simple Publisher and Subscriber](#)

[ROS2 Basics #12 - Writing a Simple Service and Client \(C++\)](#)

[ROS2 Basics #13 - Writing a Simple Service and Client ...](#)

[ROS2 Basics #14 - ROS2 tools - RQt and Ros2bag](#)

**Discussion of migrations using Noetic, ROS2, Python and Gazebo. 25:43**

<https://www.youtube.com/watch?v=QAI6bORqQno>

7:00 Goals for ROS2

11:25 Eloquent

17:00 Gazebo to Ignition

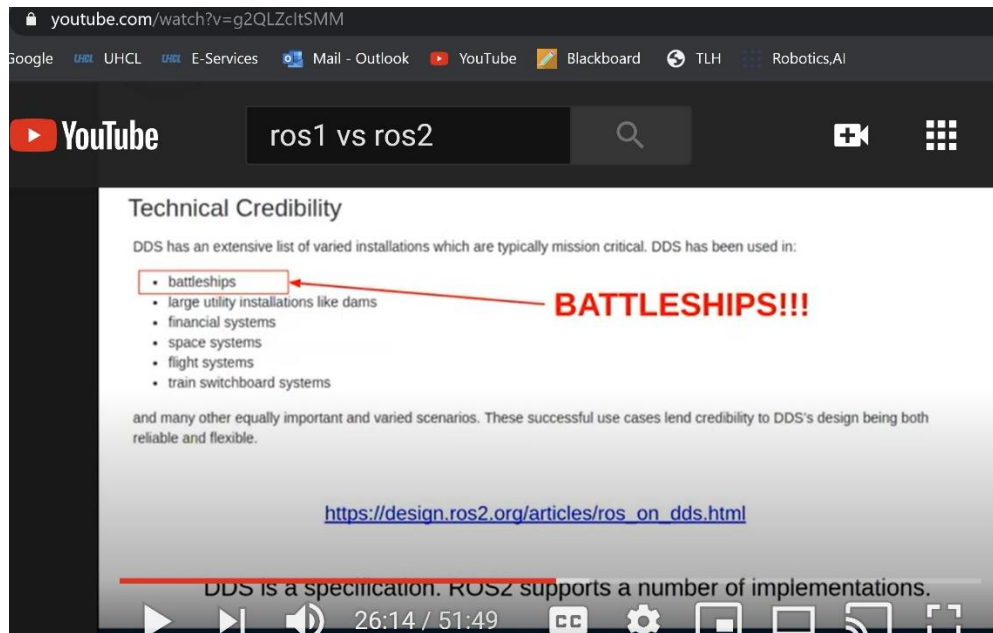
**ROS1 versus ROS2 Gavin Suddrey 51:49 June 15, 2020**

<https://www.youtube.com/watch?v=g2QLZcItSMM>

0-25:00 Review of ROS1

Start ROS 2 at about 24:00

25:00 Discussion of DDS – One of the Biggest differences. Data transport is supported by this format (Distributed Data Services).



His examples of Talker and Listener describe the changes in Python programs. Very detailed.

**Do you really want to understand DDS?**

**ROS 2 + DDS Interoperation 1:03:00**

371 views • Oct 8, 2020 1:03:00

<https://www.youtube.com/watch?v=GGqcrccWfeE&t=8s>

Starts with Vehicles

Uses of DDS

10:00 What is DDS?

43:00 ROS2 and DDS

## **APPENDIX 2 ROS2 CHEAT SHEETS**

## ROS 2 Cheats Sheet

---

### Command Line Interface

All ROS 2 CLI tools start with the prefix 'ros2' followed by a command, a verb and (possibly) positional/optional arguments.

For any tool, the documentation is accessible with,

```
$ ros2 command --help
```

and similarly for verb documentation,

```
$ ros2 command verb -h
```

Similarly, auto-completion is available for all commands/verbs and most positional/optional arguments. E.g.,

```
$ ros2 command [tab][tab]
```

Some of the examples below rely on:

[ROS 2 demos package](#).

---

**action** Allows to manually send a goal and displays debugging information about actions.

Verbs:

<b>info</b>	Output information about an action.
<b>list</b>	Output a list of action names.
<b>send_goal</b>	Send an action goal.
<b>show</b>	Output the action definition.

Examples:

```
$ ros2 action info /fibonacci
$ ros2 action list
$ ros2 action send_goal /fibonacci \
  action_tutorials/action/Fibonacci "order: 5"
$ ros2 action show action_tutorials/action/Fibonacci
```

---

**bag** Allows to record/play topics to/from a rosbag.

Verbs:

<b>info</b>	Output information of a bag.
<b>play</b>	Play a bag.
<b>record</b>	Record a bag.

Examples:

```
$ ros2 info <bag-name>
$ ros2 play <bag-name>
$ ros2 record -a
```

---

**component** Various component related verbs.

Verbs:

**list** Output a list of running containers and components.

**load** Load a component into a container node.

**standalone** Run a component into its own standalone container node.

**types** Output a list of components registered in the ament index.

**unload** Unload a component from a container node.

Examples:

```
$ ros2 component list
$ ros2 component load /ComponentManager \
  composition composition::Talker
$ ros2 component types
$ ros2 component unload /ComponentManager 1
```

---

**daemon** Various daemon related verbs.

Verbs:

<b>start</b>	Start the daemon if it isn't running.
<b>status</b>	Output the status of the daemon.
<b>stop</b>	Stop the daemon if it is running

---

**doctor** A tool to check ROS setup and other potential issues such as network, package versions, rmw middleware etc.

Alias: **wtf** (where's the fire).

Arguments:

<b>--report/-r</b>	Output report of all checks.
<b>--report fail/-rf</b>	Output report of failed checks only.
<b>--include-warning/-iw</b>	Include warnings as failed checks.

Examples:

```
$ ros2 doctor
$ ros2 doctor --report
$ ros2 doctor --report-fail
$ ros2 doctor --include-warning
$ ros2 doctor --include-warning --report-fail
```

or similarly,

```
$ ros2 wtf
```

---

**extension\_points** List extension points.

---

**extensions** List extensions.

---

**interface** Various ROS interfaces (actions/topics/services)-related verbs. Interface type can be filtered with either of the following option, '--only-actions', '--only-msgs', '--only-srvs'.

Verbs:

<b>list</b>	List all interface types available.
<b>package</b>	Output a list of available interface types within one package.
<b>packages</b>	Output a list of packages that provide interfaces.
<b>proto</b>	Print the prototype (body) of an interfaces.
<b>show</b>	Output the interface definition.

Examples:

```
$ ros2 interface list
$ ros2 interface package std_msgs
$ ros2 interface packages --only-msgs
$ ros2 interface proto example_interfaces/srv/AddTwoInts
$ ros2 interface show geometry_msgs/msg/Pose
```

---

**launch** Allows to run a launch file in an arbitrary package without to 'cd' there first.

Usage:

```
$ ros2 launch <package> <launch-file>
```

Example:

```
$ ros2 launch demo_nodes_cpp add_two_ints.launch.py
```

---

**lifecycle** Various lifecycle related verbs.

Verbs:

<b>get</b>	Get lifecycle state for one or more nodes.
<b>list</b>	Output a list of available transitions.
<b>nodes</b>	Output a list of nodes with lifecycle.
<b>set</b>	Trigger lifecycle state transition.

---

**msg** (**deprecated**) Displays debugging information about messages.

Verbs:

<b>list</b>	Output a list of message types.
<b>package</b>	Output a list of message types within a given package.
<b>packages</b>	Output a list of packages which contain messages.
<b>show</b>	Output the message definition.

Examples:

<pre>\$ ros2 msg packages \$ ros2 msg show geometry_msgs/msg/Pose</pre> <hr/> <p><b>multicast</b> Various multicast related verbs.</p> <p>Verbs:</p> <ul style="list-style-type: none"> <li><b>receive</b> Receive a single UDP multicast packet.</li> <li><b>send</b> Send a single UDP multicast packet.</li> </ul> <hr/> <p><b>node</b> Displays debugging information about nodes.</p> <p>Verbs:</p> <ul style="list-style-type: none"> <li><b>info</b> Output information about a node.</li> <li><b>list</b> Output a list of available nodes.</li> </ul> <p>Examples:</p> <pre>\$ ros2 node info /talker \$ ros2 node list</pre> <hr/> <p><b>param</b> Allows to manipulate parameters.</p> <p>Verbs:</p> <ul style="list-style-type: none"> <li><b>delete</b> Delete parameter.</li> <li><b>describe</b> Show descriptive information about declared parameters.</li> <li><b>dump</b> Dump the parameters of a given node in yaml format, either in terminal or in a file.</li> <li><b>get</b> Get parameter.</li> <li><b>list</b> Output a list of available parameters.</li> <li><b>set</b> Set parameter</li> </ul> <p>Examples:</p> <pre>\$ ros2 param delete /talker /use_sim_time \$ ros2 param get /talker /use_sim_time \$ ros2 param list \$ ros2 param set /talker /use_sim_time false</pre> <hr/> <p><b>pkg</b> Create a ros2 package or output package(s)-related information.</p> <p>Verbs:</p> <ul style="list-style-type: none"> <li><b>create</b> Create a new ROS2 package.</li> <li><b>executables</b> Output a list of package specific executables.</li> <li><b>list</b> Output a list of available packages.</li> <li><b>prefix</b> Output the prefix path of a package.</li> <li><b>xml</b> Output the information contained in the package xml manifest.</li> </ul> <p>Examples:</p>	<pre>\$ ros2 pkg prefix std_msgs \$ ros2 pkg xml -t version</pre> <hr/> <p><b>run</b> Allows to run an executable in an arbitrary package without having to 'cd' there first.</p> <p>Usage:</p> <pre>\$ ros2 run &lt;package&gt; &lt;executable&gt;</pre> <p>Example:</p> <pre>\$ ros2 run demo_node.cpp talker</pre> <hr/> <p><b>security</b> Various security related verbs.</p> <p>Verbs:</p> <ul style="list-style-type: none"> <li><b>create_key</b> Create key.</li> <li><b>create_permission</b> Create keystore.</li> <li><b>generate_artifacts</b> Create permission.</li> <li><b>list_keys</b> Distribute key.</li> <li><b>create_keystore</b> Generate keys and permission files from a list of identities and policy files.</li> <li><b>distribute_key</b> Generate XML policy file from ROS graph data.</li> <li><b>generate_policy</b> List keys.</li> </ul> <p>Examples (see <code>sros2 package</code>):</p> <pre>\$ ros2 security create_key demo_keys /talker \$ ros2 security create_permission demo_keys /talker \   policies/sample_policy.xml \$ ros2 security generate_artifacts \$ ros2 security create_keystore demo_keys</pre> <hr/> <p><b>service</b> Allows to manually call a service and displays debugging information about services.</p> <p>Verbs:</p> <ul style="list-style-type: none"> <li><b>call</b> Call a service.</li> <li><b>find</b> Output a list of services of a given type.</li> <li><b>list</b> Output a list of service names.</li> <li><b>type</b> Output service's type.</li> </ul> <p>Examples:</p> <pre>\$ ros2 service call /add_two_ints \   example_interfaces/AddTwoInts "a: 1, b: 2" \$ ros2 service find rcl_interfaces/srv/ListParameters \$ ros2 service list \$ ros2 service type /talker/describe_parameters</pre>	<p>Verbs:</p> <ul style="list-style-type: none"> <li><b>list</b> Output a list of available service types.</li> <li><b>package</b> Output a list of available service types within one package.</li> <li><b>packages</b> Output a list of packages which contain services.</li> <li><b>show</b> Output the service definition.</li> </ul> <hr/> <p><b>test</b> Run a ROS2 launch test.</p> <hr/> <p><b>topic</b> A tool for displaying debug information about ROS topics, including publishers, subscribers, publishing rate, and messages.</p> <p>Verbs:</p> <ul style="list-style-type: none"> <li><b>bw</b> Display bandwidth used by topic.</li> <li><b>delay</b> Display delay of topic from timestamp in header.</li> <li><b>echo</b> Output messages of a given topic to screen.</li> <li><b>find</b> Find topics of a given type type.</li> <li><b>hz</b> Display publishing rate of topic.</li> <li><b>info</b> Output information about a given topic.</li> <li><b>list</b> Output list of active topics.</li> <li><b>pub</b> Publish data to a topic.</li> <li><b>type</b> Output topic's type.</li> </ul> <p>Examples:</p> <pre>\$ ros2 topic bw /chatter \$ ros2 topic echo /chatter \$ ros2 topic find rcl_interfaces/msg/Log \$ ros2 topic hz /chatter \$ ros2 topic info /chatter \$ ros2 topic list \$ ros2 topic pub /chatter std_msgs/msg/String \   'data: Hello ROS 2 world' \$ ros2 topic type /rosout</pre>
--	---	---